

PACK MULE

by Wesley International

GOLIATH BURDEN CARRIER

48V
POWER

3000LB
DECK CAPACITY

6000LB
TOW CAPACITY



PACK MULE's NXG Burden Carriers can handle the heaviest loads in any warehouse or facility; offering the longest runtime, best standard features and is virtually maintenance free. Backed by the longest and most comprehensive warranty in the industry, PACK MULE's high reliability and low total cost of ownership make it the best value on the market today. Skeptical? Ask us to prove it!

WHY CHOOSE PACK MULE?

We've been helping manufacturers and distributors move materials horizontally for more than 60 years, and we've learned what customers need to get the job done. That's the reason we build PACK MULE to a higher standard—and that's why we encourage you to test them in your facility, doing your work.

SCHEDULE A DEMO TODAY

 [PACKMULE.COM](https://www.packmule.com)

 SALES@PACKMULE.COM

 800-241-2869

STANDARD FEATURES

UNSURPASSED 3-YEAR WARRANTY

No Hour-Limits. Pack Mule offers the longest, most comprehensive warranty in the industry. [See how we measure up](#)



HIGH-EFFICIENCY AC MOTOR

Provides up to 3X the Runtime of DC Power

FULL-VEHICLE SUSPENSION

Increased Durability, Comfort and Handling

HEAVY-DUTY 260 AMP/HR AGM BATTERIES

Maintenance-Free Extended Runtime

DUAL-STAGE REGENERATIVE BRAKING

Increased Runtime and Efficiency

TUBULAR WELDED STEEL FRAME

Superior Structural Strength

HEAVY-DUTY WELDED STEEL BODY

14ga Powder Coated Steel

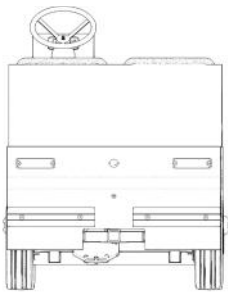
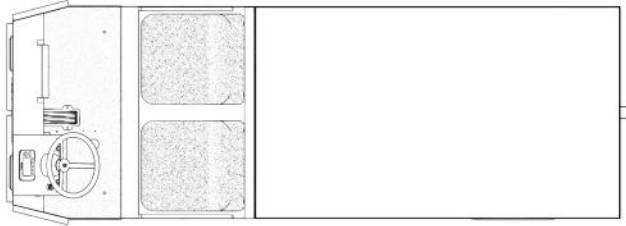
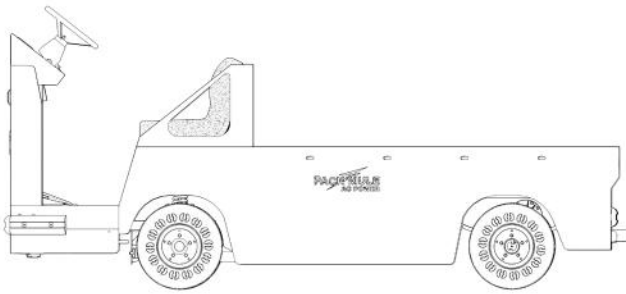
CRITICAL COMPONENT PROTECTION

AC Motor, Electronic Drive, and Transaxle are sealed to protect from dust and debris

SOFT-SOLID "NO FLAT" TIRES

Maintenance-Free Tires for Increased Safety and Stability

PACK MULE GOLIATH SPECIFICATIONS



CAPACITY

CARGO 3000 LB **TOW** 6000 LB **PERSONNEL** 2

DIMENSIONS

	LENGTH	WIDTH	HEIGHT
CHASSIS	130" (330.2cm)	44" (111.8cm)	58" (147.3cm)
DECK	75" (190.5cm)	43.5" (110.5cm)	32" (81.3cm)
WHEELBASE	76" (193cm)	TURN RADIUS	119" (302.3cm)
GROUND CLEARANCE	6" (15.2cm)		

INDUSTRY LEADING 3-YEAR WARRANTY

With Pack Mule you get the assurance of the longest, most comprehensive warranty in the industry.

Three Full Years with No Hour-Limits.



[See How Our Warranty Stacks Up To The Competition](#)

CHASSIS

Body Fully Welded Tubular Steel Body
14ga Steel Powder-Coated Frame

STEERING & SUSPENSION

Steering Contour Steering Wheel

Suspension Front Adjustable Coil Spring
Rear Leaf Spring

Tires 4.8x8 Soft-Solid "No Flat" Tires

Braking Dual Stage Regenerative Braking
Rear Drum Hydraulic Brakes
Self-Adjusting Service Brake
Manual Parking Brake

ELECTRICAL

Voltage 48 Volt (8x6V)

Batteries 260 Amp/Hr AGM

Motor 10HP Max 7.5 Continuous Sealed AC

Charger 25 Amp, High Frequency 120/240 VAC
Plug-In 1 KW Self-Regulating Charger

Display Multi-Function Color Display:
Speedometer, Battery Status, Hour Meter,
Odometer, Fault & Maintenance Indicators

SAFETY & ERGONOMICS

- Dual LED Head, Tail, Brake & Reverse Lights
- Driver Presence Seat Sensor • Heavy-Duty Horn
- Reverse Alarm • Proximity alarm
- Automatic Parking brake • Emergency Stop Switch

REDUCED MAINTENANCE

- Dual Hall Effect Throttle • Contactorless Drive System
- Sealed AC Motor & Controller
- Sealed Transaxle & Wheel Bearings

OPTIONS AND UPGRADES

REDUCED MAINTENANCE, INCREASED RUNTIME

- Lithium Ion Batteries

SAFETY & AWARENESS

- Blue Safety Light • LED Flashing Beacon
- Security Keypad • Diagnostic Handset
- Automatic Electric Parking Brake • Front Disk Brakes

CARGO UPGRADES

- Stake Bed & Cargo Restraints
- Galvanized & Stainless Steel Decks

OTHER UPGRADES

- Non-Marking Tires • Custom Vehicle Colors
- Galvanized Frame • Permanent Key Switch

[PACKMULE.COM](https://www.packmule.com)

SALES@PACKMULE.COM

800-241-2869