

PACK MULE

by Wesley International

SPRINTER PERSONNEL CARRIER

24V
POWER

SEATS 2
PERSONNEL

400LB
DECK CAPACITY



PACK MULE Personnel Carriers provide reliable transport solutions for industrial environments with the versatility to accomplish any task from material handling and towing to maintenance, security, and VIP transport. PACK MULE Personnel Carriers provide years of adaptable, efficient, and reliable operation, guaranteed by the industry's longest, most comprehensive warranty.

WHY CHOOSE PACK MULE?

We've been helping manufacturers and distributors move materials horizontally for more than 60 years, and we've learned what customers need to get the job done. That's the reason we build PACK MULE to a higher standard—and that's why we encourage you to test them in your facility, doing your work.

SCHEDULE A DEMO TODAY

 [PACKMULE.COM](https://www.packmule.com)

 SALES@PACKMULE.COM

 800-241-2869

STANDARD FEATURES

UNSURPASSED 3-YEAR WARRANTY

No Hour-Limits. Pack Mule offers the longest, most comprehensive warranty in the industry. [See how we measure up](#)



HIGH-EFFICIENCY AC MOTOR

Provides up to 3X the Runtime of DC Power

FRONT & REAR SUSPENSION

Increased Comfort and Durability

HEAVY-DUTY 245 AMP/HR BATTERIES

Longer Runtime on a Single Charge

DUAL-STAGE REGENERATIVE BRAKING

Increased Runtime and Efficiency

TUBULAR WELDED STEEL FRAME

14 gauge powder-coated steel body

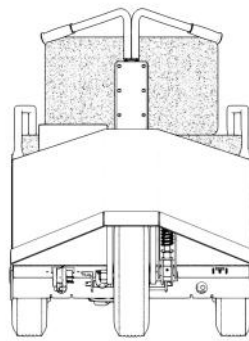
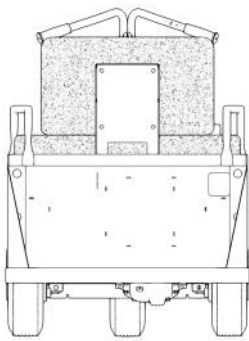

CRITICAL COMPONENT PROTECTION

AC Motor, Electronic Drive, and Transaxle are sealed to protect from dust and debris

LOW ROLLING RESISTANCE TIRES

90 PSI, Heavy Duty LRC tires further increase efficiency and provide additional stability

PACK MULE SPRINTER SPECIFICATIONS



CAPACITY

CARGO 400 LB **PERSONNEL** 2

DIMENSIONS

	LENGTH	WIDTH	HEIGHT
CHASSIS	86.8" (220cm)	32" (81.3cm)	42" (106.7cm)
DECK	18.6" (47.2cm)	31.5" (80cm)	24" (61cm)
WHEELBASE	53" (135cm)	TURN RADIUS	76" (193cm)
GROUND CLEARANCE	3" (7.6cm)		

INDUSTRY LEADING 3-YEAR WARRANTY

With Pack Mule you get the assurance of the longest, most comprehensive warranty in the industry.

Three Full Years with No Hour-Limits.



[See How Our Warranty Stacks Up To The Competition](#)

[PACKMULE.COM](https://www.packmule.com)

SALES@PACKMULE.COM

800-241-2869

CHASSIS

Body Fully Welded Tubular Steel Body
14ga Steel Powder-Coated Frame
Diamond-Plate Driver Compartment

STEERING & SUSPENSION

Steering Handlebar
Suspension Front & Rear Adjustable Coil Spring
Tires 4.8x8 LRC Low Rolling Resistance
Braking Dual Stage Regenerative Braking
Self-Adjusting Service Brake
Manual Parking Brake

ELECTRICAL

Voltage 24 Volt (4x6V)
Batteries 245 Amp/Hr Lead-Acid
Motor 9.6 HP Sealed AC
Charger 25 Amp 120V Plug-In Onboard High Freq.
Display Smart View Display: Battery Status,
Hour Meter & On-Board Diagnostics.

SAFETY & ERGONOMICS

- Driver Presence Seat Sensor
- Heavy-Duty Foot Horn
- Fold-Back Cargo Deck Passenger Seat

REDUCED MAINTENANCE

- Dual Hall Effect Throttle
- Contactorless Drive System
- Sealed AC Motor & Controller
- Sealed Transaxle & Wheel Bearings

OPTIONS AND UPGRADES

REDUCED MAINTENANCE

- Battery Watering System (Lead Acid)
- AGM 260 Amp/Hr Batteries
- Lithium Ion Batteries

SAFETY & AWARENESS

- LED Headlight
- Blue Safety Light
- LED Flashing Beacon (Blue or Amber)
- Programmable Security Keypad
- Programming & Diagnostic Handset

CONVENIENCE OPTIONS

- Permanent Key Switch
- Contour Steering Wheel
- 12V Power Supply for Electronic Devices
- High Capacity On-Board Charger

CARGO UPGRADES

- Stake Bed & Cargo Restraints
- Galvanized & Stainless Steel Decks

OTHER UPGRADES

- Non-Marking Tires
- Custom Vehicle Colors
- Galvanized Frame